

SCENIC PRESENCE

Three architectural investigations in the Archipelago of Gothenburg



Amanda Eliasson

Part of Master Thesis 2021

Chalmers School of Architecture

Department of Architecture and Civil Engineering


Model studies



Paper model, scale 1:10

Made of 380 layers cut 0.3 mm paper. Each layer corresponds to a 3 mm height curve.






Sauna, scale 1:50




Landscape produced with 0.3 mm thick paper.
Each layer corresponds to a 15 cm height curve.



Site plan Shelter, scale 1:500



Shelter, scale 1:50



Cabin, scale 1:50

<https://projects.arch.chalmers.se/amanda-eliasson/>



CHALMERS

Master Thesis 2021

Scenic Presence. Three architectural investigations
in the Archipelago of Gothenburg.