

1941-42

RECORD

MEMORANDUM

FOR THE RECORD

IDENTIFICATION

EX-100-10000

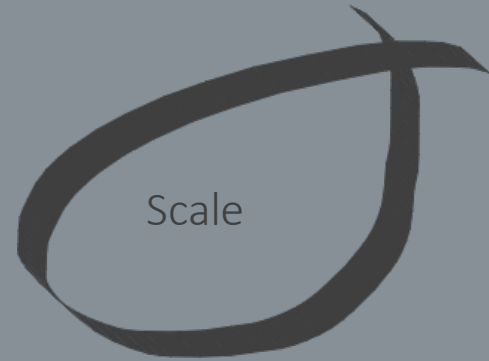
ACTIVITY



Meeting spot



Social & Cultured Context



Scale

Cloud of Context



Jaegerdorffsplats parken

- Utanför en världcentral
- Alkoholister hänger opa där - potential annan ide kanske mötesplats? Hur gör man ett projekt som inkluderar men inte underlättar?
- Intervjuer? Hur behandlar vi missbruk?

Masthuggskapen

- Plats för folk att mötas, är det ett hus?
- Marknad
- Kan jag ta med botaniken i detta?
- Utöka kommersen?
- Hur är det out of context?

Vad får en att känna sig hemma i stadsrum?
Vad är det viktigt?

Utanför Sahlgrändska

- Doda pinus botaniska trädgården väldigt nära
-
- ~~Fredrikstorget, Guldheden~~ Fries torg, Guldheden
 - Avsaknaden av bänkar?





Jägerdorffsplatzparken

- Utanför en världcentral
- Alkoholister hänger ofta där - potential annan i de kanske mötesplats? Hur gör man ett projekt som inkluderar men inte underlättar?
- Intervjuer? Hur behandlar vi missbruk?

Movement 21/9 9AM to 11AM

8





The Guardian. Concrete spikes under a bridge in Guangzhou city, Guangdong, China. Photo: Imaginechina/REX.



Sara Ross. A project called "archisuits".



Polemics Magazine.

"These innovative solutions have been created by the human rights activists to keep homeless people and make-shift shelters out of the public eye. They believe that keeping the homeless away from the areas where they are usually seen will not only keep them away from the areas where they can easily be detected but also encourage their voluntary return to normal life. This in turn will encourage other people to work towards their own goals as well."

Benches?

Who's allowed in
the urban space?

paraSITE

Michael Rakowitz
michaelrakowitz.com/parasite





Reflection Module # 1

The "red thread" has been there all along and the tutoring and pin up has helped me realize the potential of the work. I am very excited to see where this takes off from. I need to materialize something with this new idea instead of benches, and would like to do it soon so there is time for iterations.

Jägerdörrsplatsen

- Just nu skulle jag inte ändra något, här det väldigt gött här
- (I en busshur i solljus 09:50)

Stadsbiblioteket

(Någon ligger och sover utomför på en bänk)

Heden ("tysken"?)

- Jag skulle göra om den där grusplanen till grön
- Jag ^{visst} ^{skulle} ^{man} ^{skulle} Det fattas två träd här precis: kanten för att på hålla det en allé
- JAJAJA, ÄR DU STADSPLANERARE FRÅN BÖDAN?
- Nej, men jag är från Sörmland så jag är lite nördig i träd och trädarter & därifrån har jag lärt mig att det måste vara 5 träd på varje sida för att man ska kunna hålla det en allé

Järntorget

- Det hade varit trevligt med mer bänk

Vasaplatsen

- Ingenting! Solen skinner!

Interview notes from asking people (who are usually seen as socially out of context in an urban space)

If you could **change** anything in this space, what would you **change**?

I realized it was strange for me to walk in urban spaces and judge who is seen as out of context and the project has since this tried to work out what an opposite to hostile architecture could be in a broader sense. Broader meaning not for a certain group of people, in a certain life situation, but for everyone, and then starting a conversation about what the opposite to defensive architecture actually is. I would not like to be part of the hierarchization and the problems that brings.

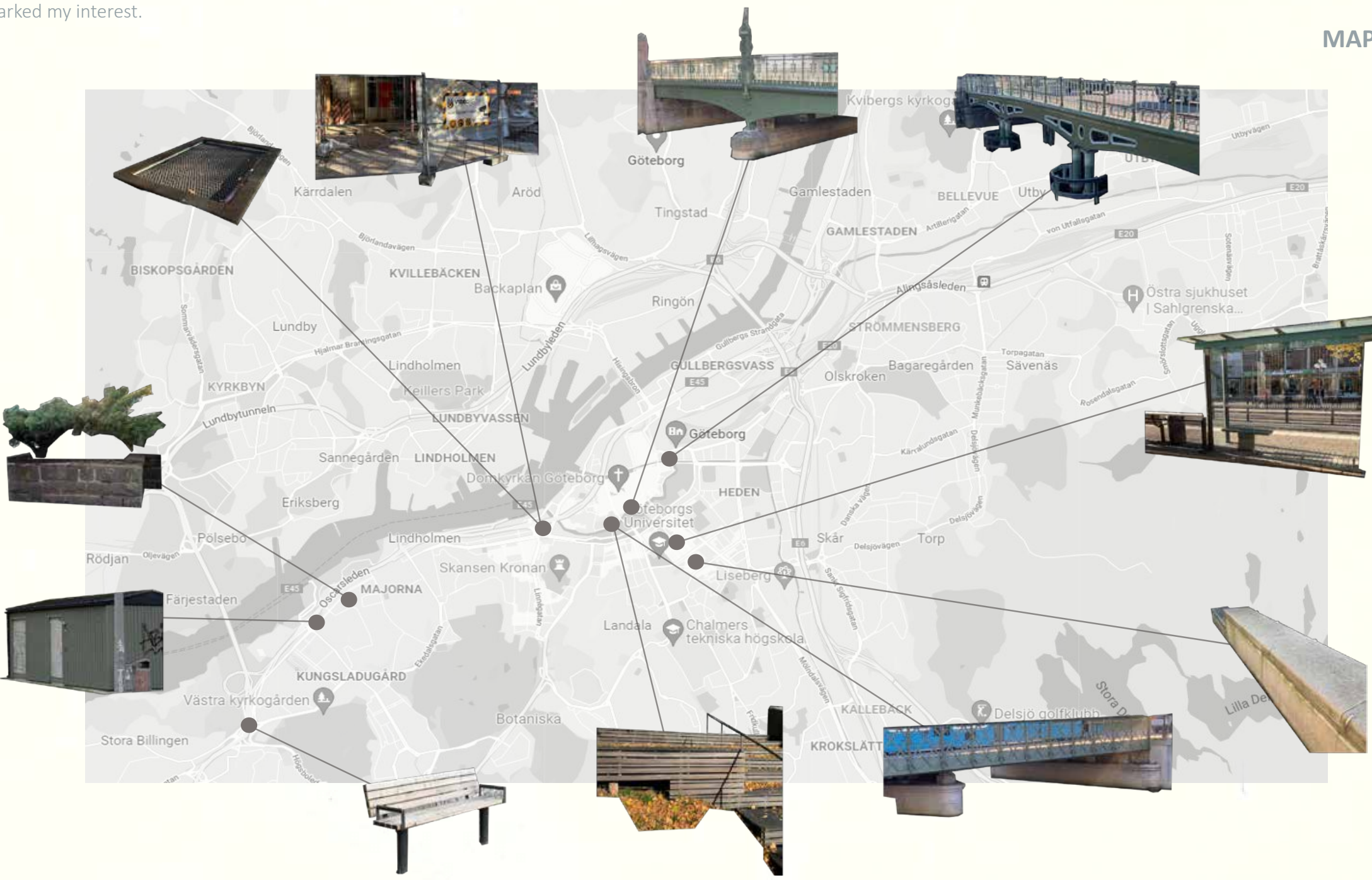
Sites that sparked my interest.

MAPPING



Why they sparked my interest.

MAPPING





What can happen under the bridge?




Simple extension possible



How to make a welcoming bench?



Protection from wind or precipitation + elevated



Soft underlay



Floor under bridge



A little nest



Hammock under bridge




Nature as roof + elevated



Privatization


ITERATIONS bed, bed PARTS

Wood. Intuitively the softest building material.



FOLDING, INSULATION

Aluminium. Material inspired by shock blankets for warmth.



COLLAGEing

Experimenting with materialized objects and connecting them to sites. Line drawings for not restricting the possibilities.



📍 Jaegerdorffsplatsen



📍 Chapmans torg



📍 Kungssten


COLLAGEing



📍 Centralstationen



📍 Near pedagogen, Viktoriabron




📍 Grönsakstorget, Vasabron

COLLAGEing



📍 Pedagogen



📍 Avenyn



📍 Järntorget

COLLAGEing



📍 Järntorget



📍 Stadsbiblioteket

The collages brought site bound experiences and potential ideas for different types of city scapes. They answer or oppose our notion of the urban landscape as hard, uninviting and public.

What if the **opposite to hostile architecture** is a lot of things at once?

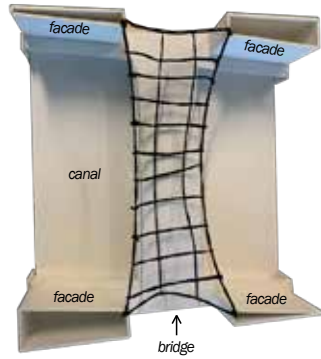
Can it be a simple **intervention** done in many places?
Is the **intervention** the same one?

URBAN SPACE LAB


Two abstracted models of a bridge space and a square served as a basis for experimenting with what happens spatially when softer entities enter it.

NÄT

A net that stretches over the bridge and connects the facades.



HÄNGMATTA



Hammocks under the bridge and/or in between facades.



PODD



Pods in corner of bridge.



ÖAR



Small islands in the canal.




URBAN SPACE LAB

I chose one swedish word to summarize the still life, and to explain each situation with a brief sentence in small brochures.


DÄCK



Units around tree trunks.



SEGEL




Sails that stretch from facades to trees, create a roof and spaciality.



KIL



Triangles with a depth for filling empty spaces, creates separation and playfulness.



LEK




What happens if we fill a square with tires, slides, teeters and stuff to climb and sling yourself from?



URBAN SPACE LAB



HAPPENstance



The paper used to avoid miscoloring the bench turned into a tree and a bush. A tree house and a wind shelter.



DIAGRAM MODELS

I wrote the chosen swedish words, for each situation, on the two abstracted city scape models to create diagrams in a 3D space.


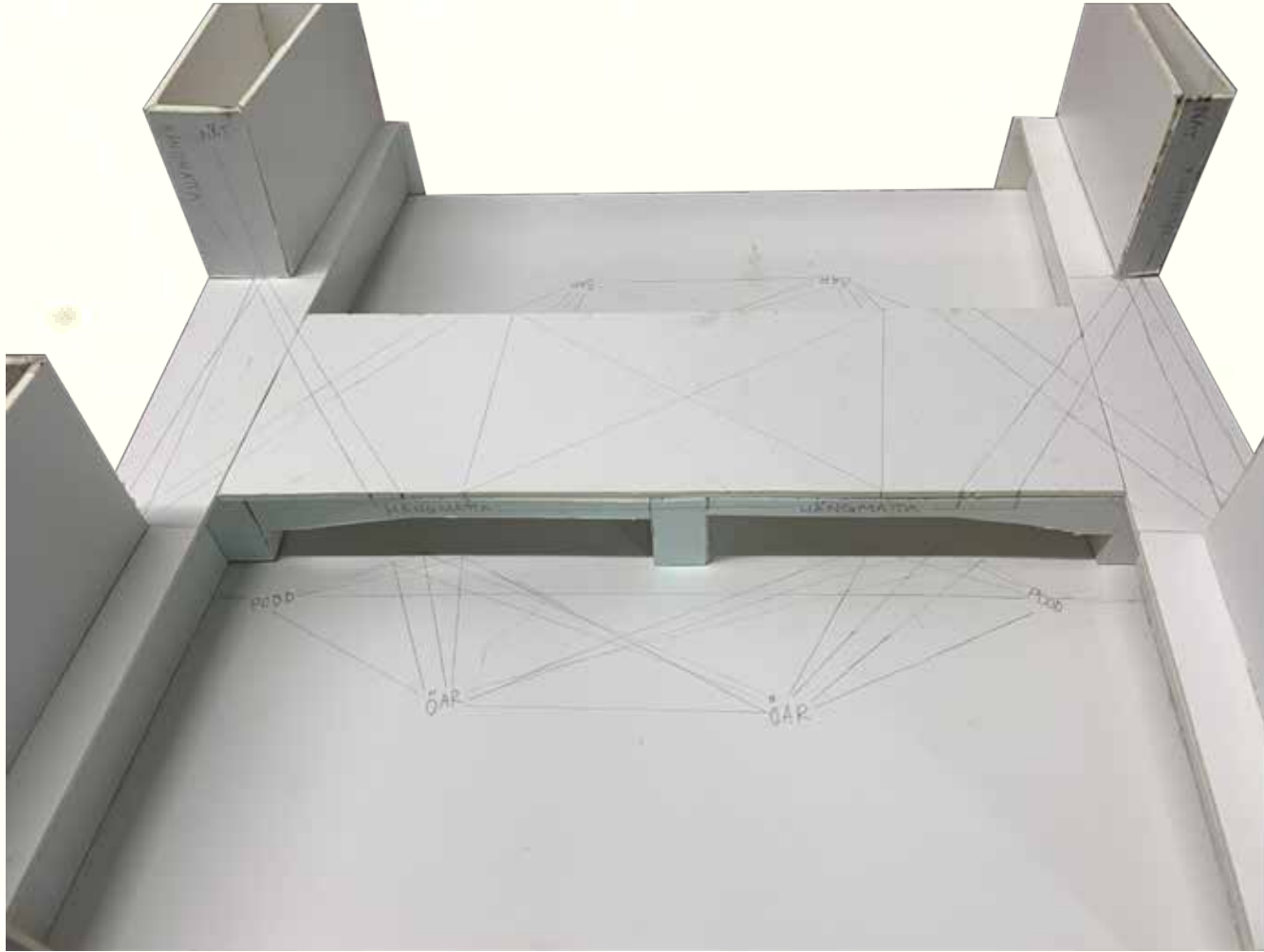





DIAGRAM MODELS

The diagrams show the intangible potentials for the different urban spaces.

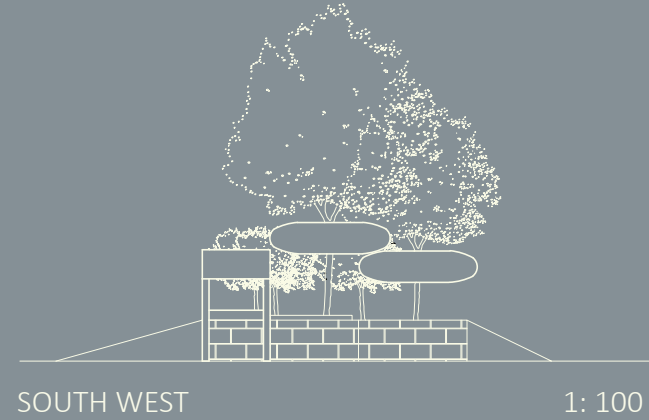


REAListic interpretation



📍 Chapmans torg

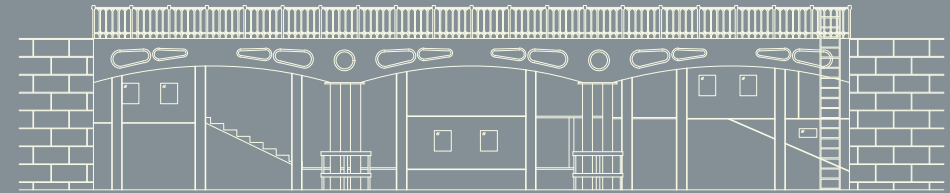
To make reality of the abstract collages, I created 2-dimensional, scaled drawings of the collages/places I felt where most interesting.



REAListic interpretation

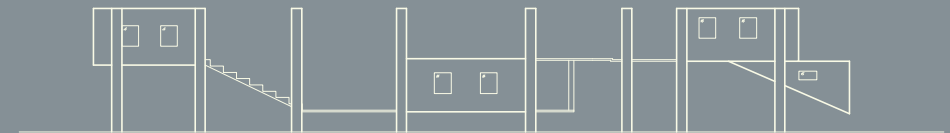


📍 Centralstationen



SOUTH

1: 300



EXTRACTION

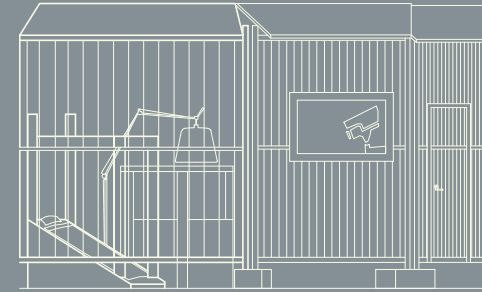
1: 300



REAListic interpretation

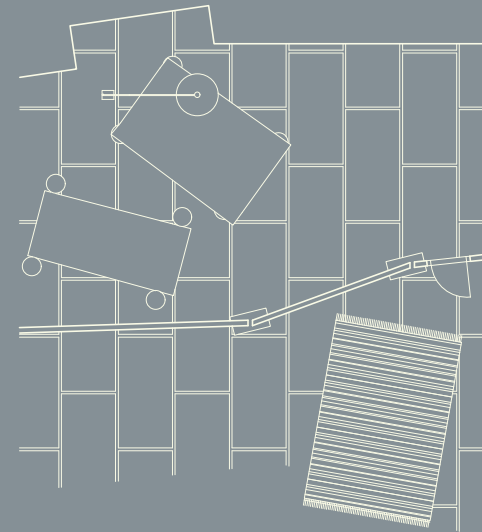


Järntorget



NORTH EAST

1: 100



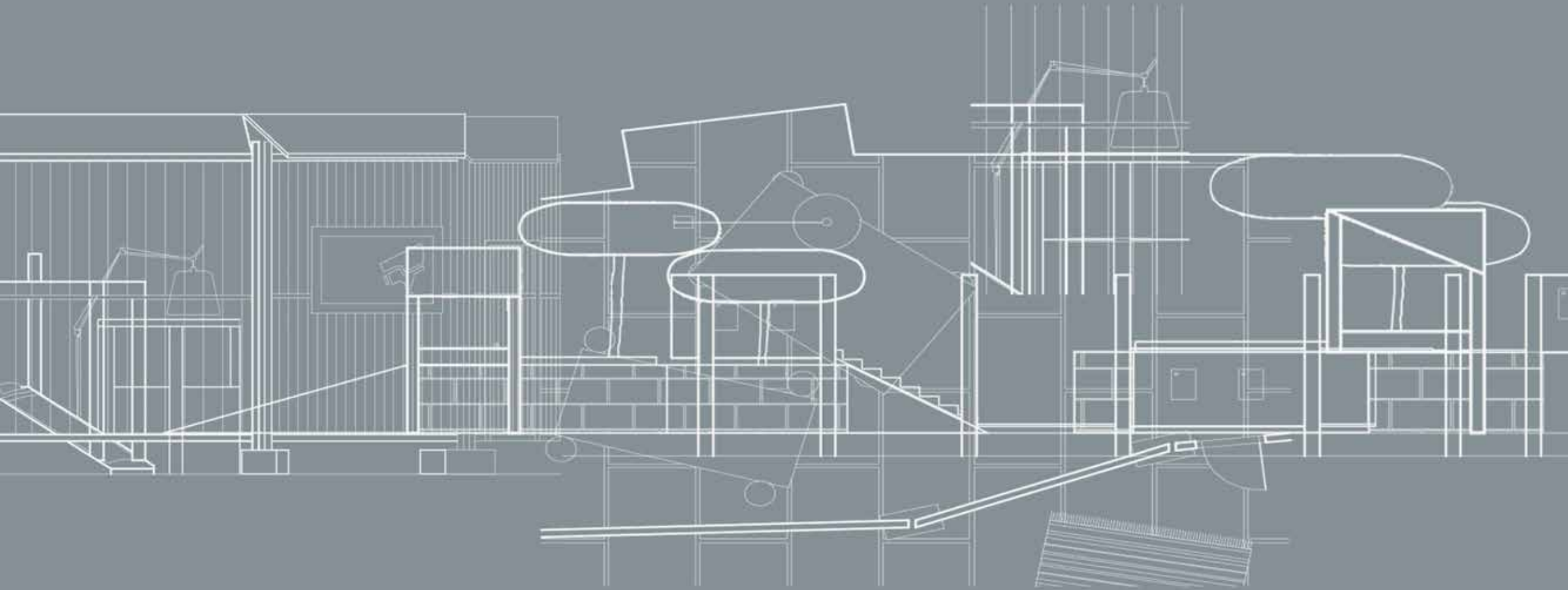
PLAN

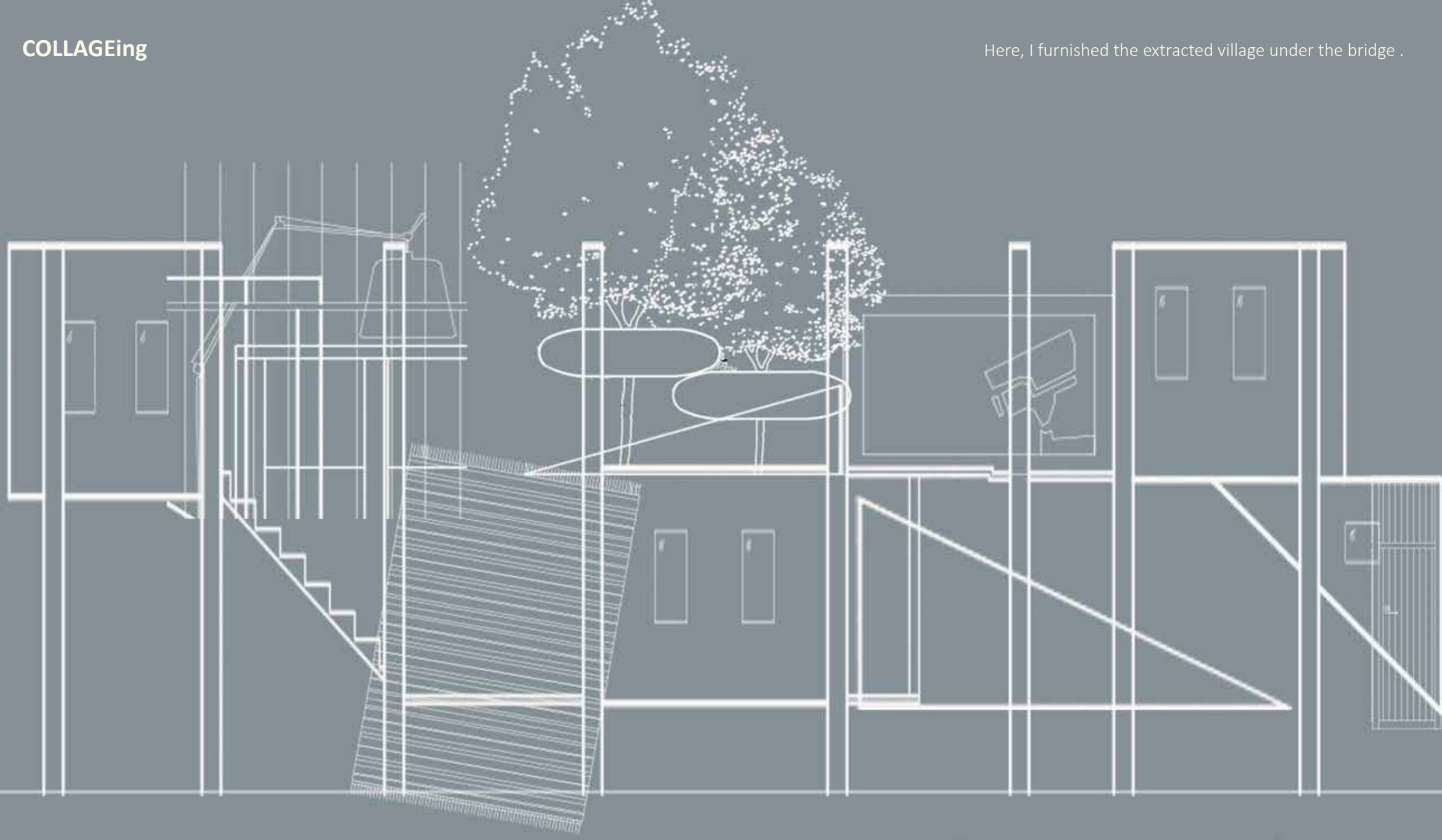
1: 100



COLLAGEing


Examining different possibilities of the drawings by combining them into new collages. Using parts of different drawings create different narratives. This collage I tried aligning parts historically to create a landscape of softer urbanism.





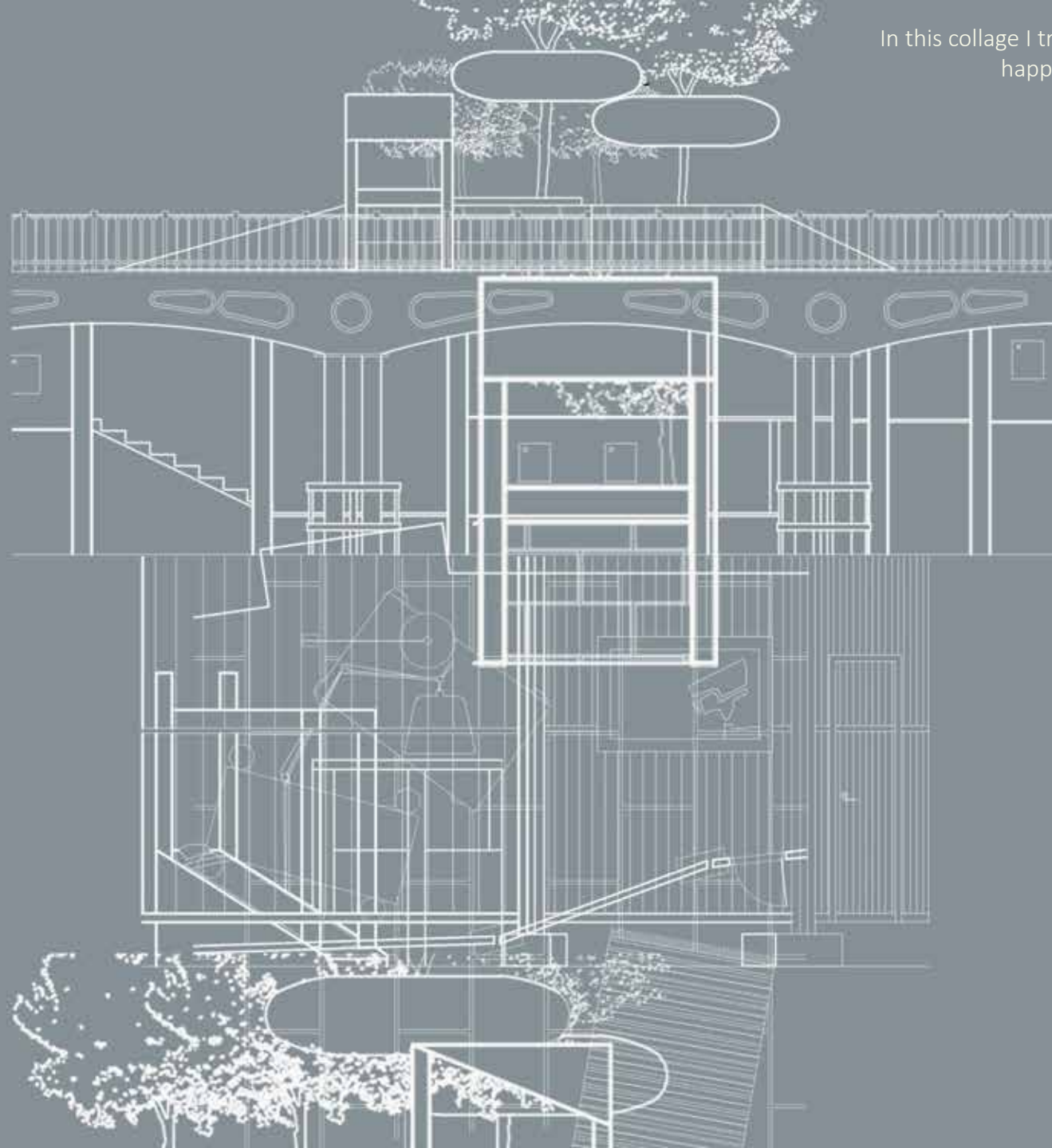
COLLAGEing

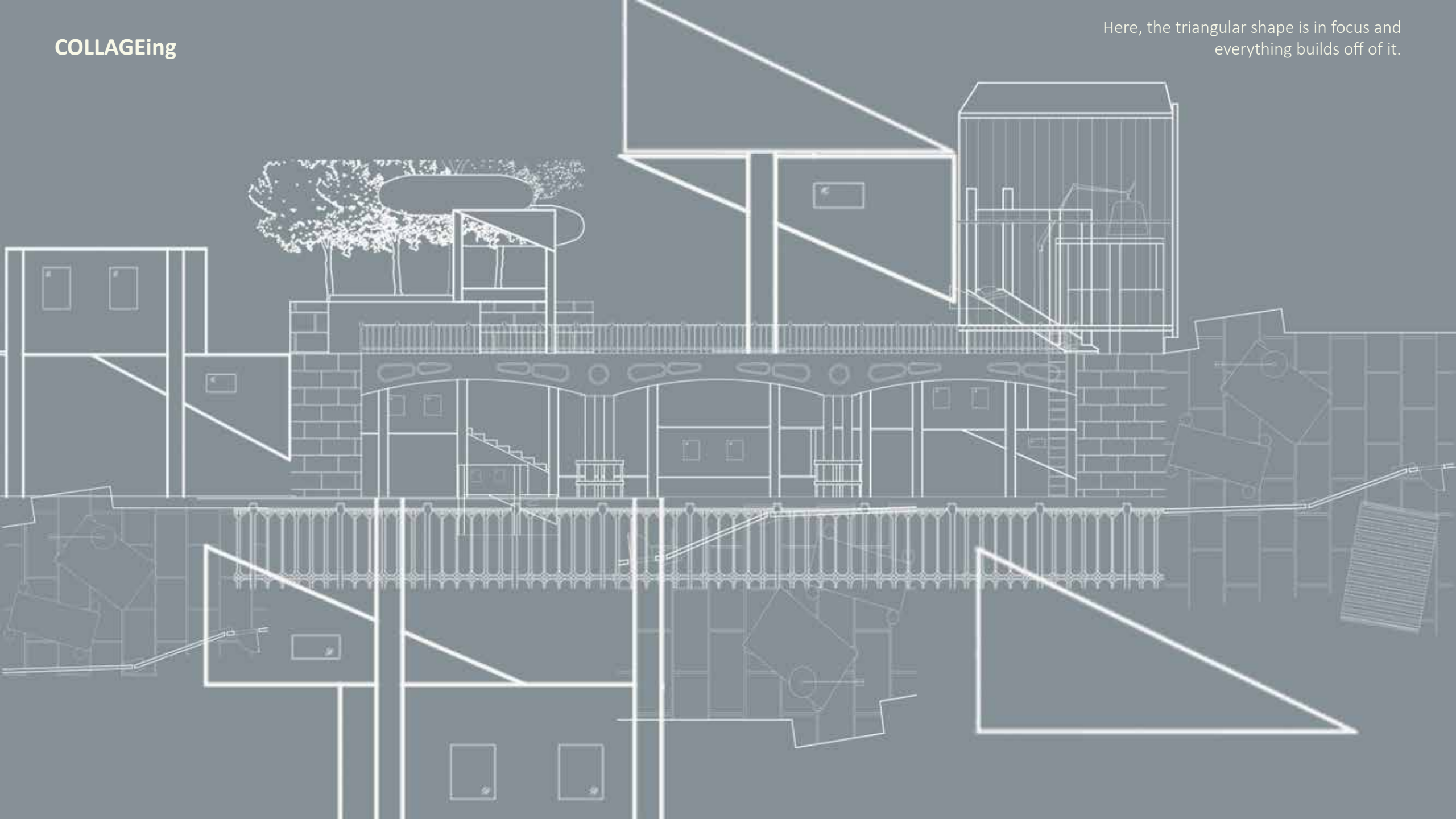
This became several tree houses with linear segments as a symbol for construction.



COLLAGEing

In this collage I tried aligning stuff vertically to see what happens when the drawings recieve height.





REFLECTION

S
O
C
I
A
L

P
O
W
E
R

C
O
N
T
E
X
T
U
A
L

F
O
R
M
S

E
M
P
L
A
T
E

I
D
E
N
T
I
T
Y

E
X
C
L
U
S
I
V
E
N
E
S
S

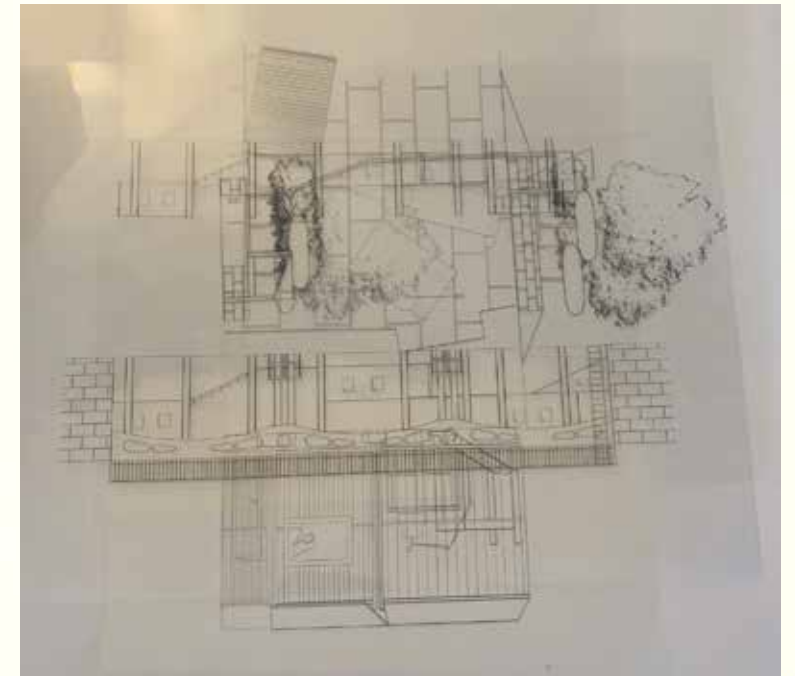
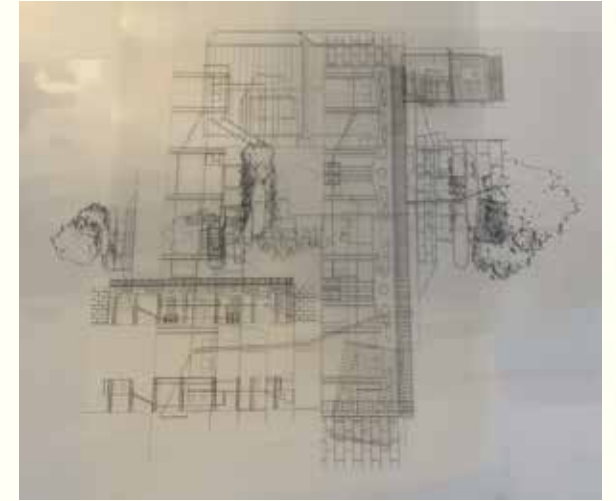
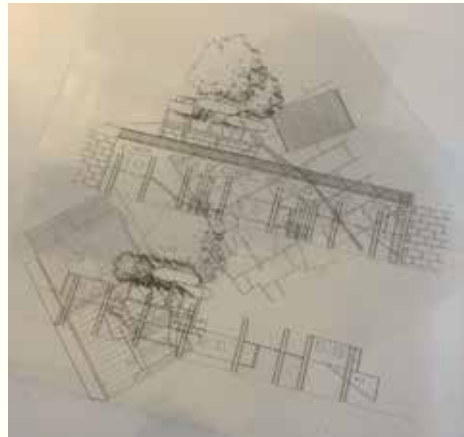
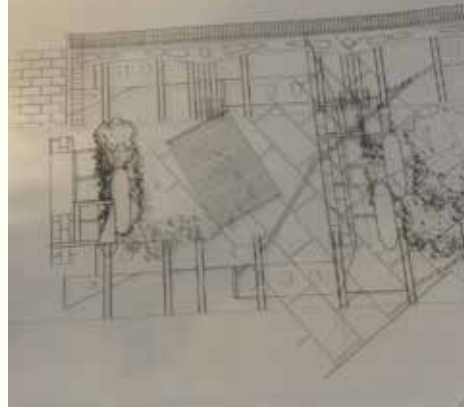
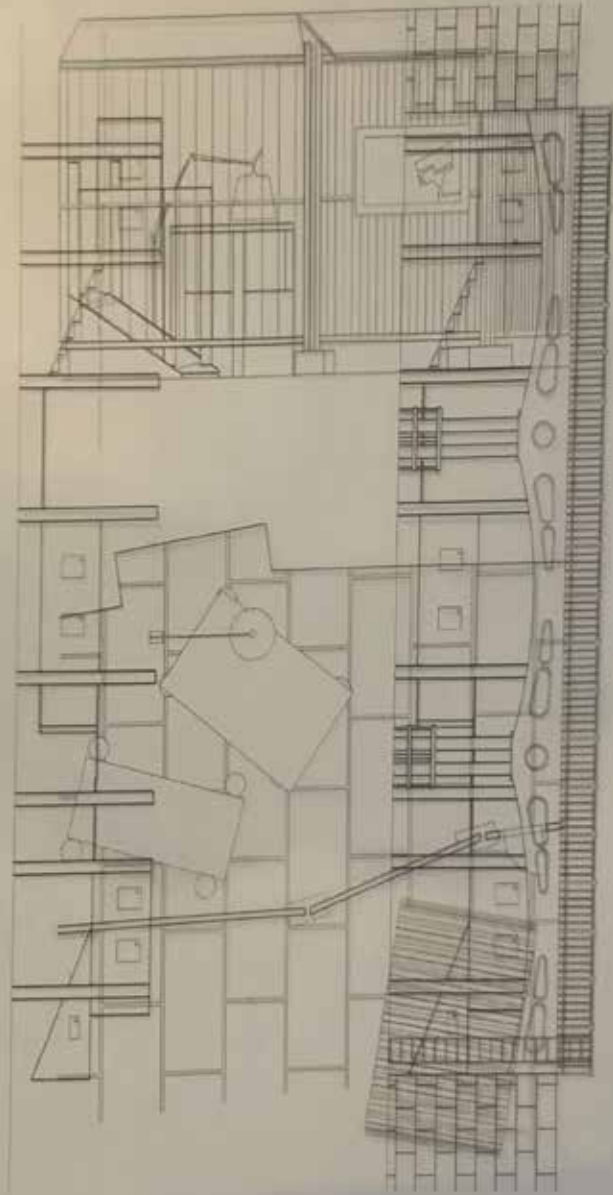
A
U
T
O
N
O
M
Y




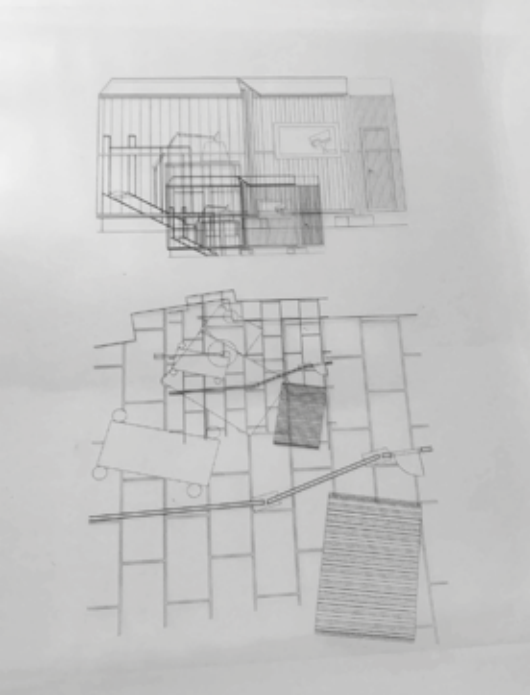
A part from the reflections already made in this process-based work, Module 2 has been crucial to my project. Collecting and creating an archive has given me a lot of insight and ideas for continuing my work in Module 3. From the pin up I bring with me the realization that architecture can not fix everything, but can comment or point out an existing problem.

I would like to work more with materials for Module 3, examining what is possible to do and if there can be an element of recycling to my project. And I will keep examining the question: What is the **opposite** of hostile architecture?

physical COLLAGEing


To start of module 3, I wanted to continue my work in collageing the architectural drawings in a manual manner. I printed the line drawings on transparent paper and physically put them over each other to see what would happen.






physical COLLAGEing

Working further with the photos I increased strength and contrast to enhance the lines.




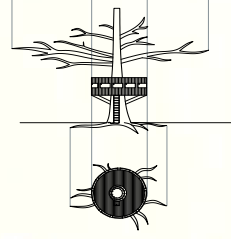
X-RAY of SPACEality

I inverted the photos inspired by the collages made on dark backgrounds and ended up with an x-ray-looking architectural collage of a cityspace. A contemplatory drawing over things not seen by the naked eye.



TREE HOUSE

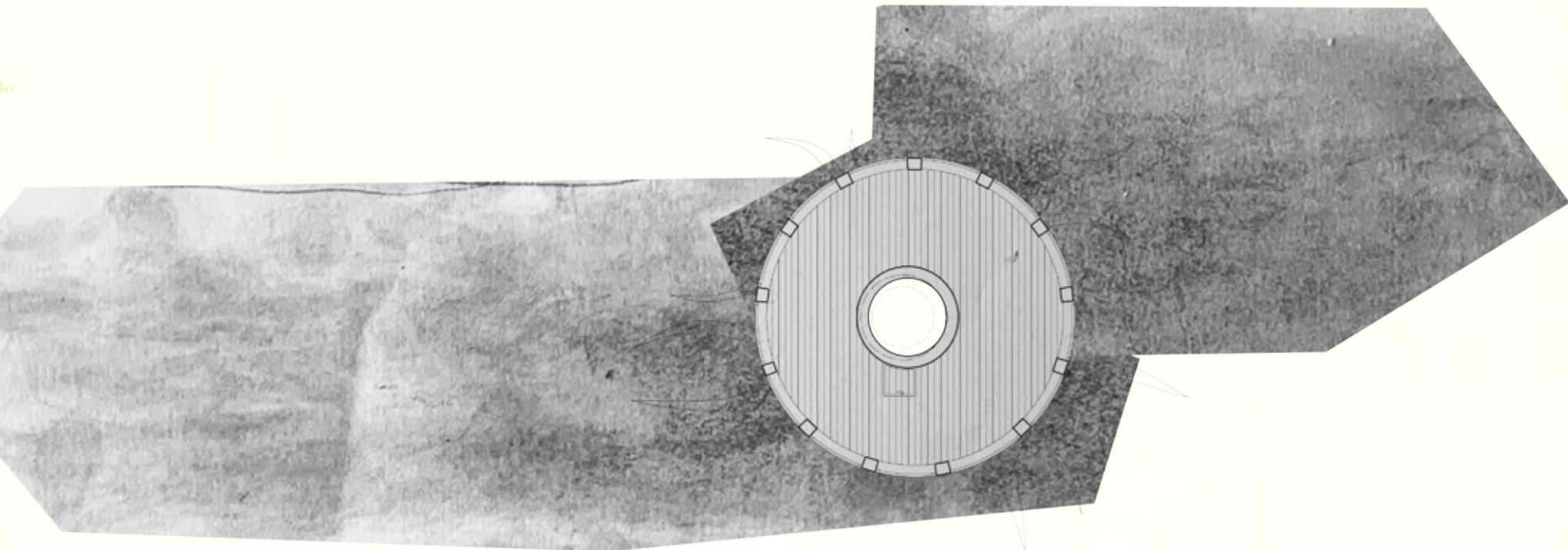
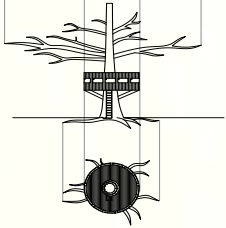

I wanted to work further with the happenstance of the treehouse and decided to work in a similar way as when I made drawings from the collages in module 2.



Elevation
1:100

TREE HOUSE

To keep the initial aesthetic I decided to collage the drawings with the physical drawing. A welcoming or private tree house? Could this be a part of the opposite of hostile architecture?



Floor plan
1:100




physical COLLAGEing

With drawings from Stadsbyggnadskontoret of the places chosen from module 2 I created more of these collages by hand and photography. Enhancing and inverting the lines for an x-ray look at the sites.

Hostile -- **(antonym)** hospitable
Defensive --- **(antonym)** undefensive

Chapmans torg squares the public by apartment housing and creates a tranquillum urban space with a low pace. Framing a spot creates a notion of safety.



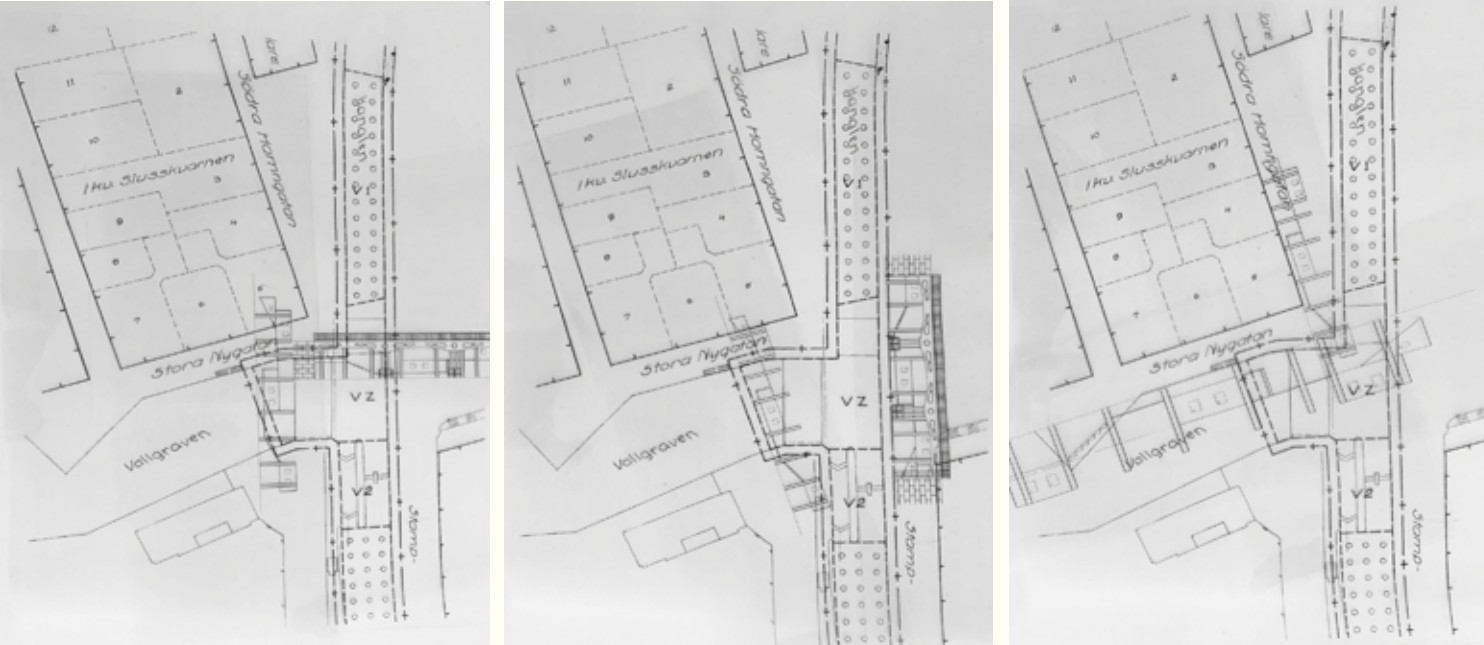
physical COLLAGEing

On stadsutveckling.se it says that these canal walls are in need of renovation and the planning for it is in currently happening.

“Gothenburg was called the Venice of Scandinavia”.

Hostile -- **(antonym)** safe

Defensive --- **(antonym)** unprotective



Using the renovation of the canal walls and building areas of occupation hiding under Gothenburgs many bridges, could we perhaps create an urban space of privacy and/or safety?




physical COLLAGEing

On stadsutveckling.se, Ylva Offerman from gothenburgs park and nature administration, talks about how Olof Palmes plats, as a passing place, needs to become "pleasant, safe and accessible".

Hostile -- **(antonym)** pleasant, safe

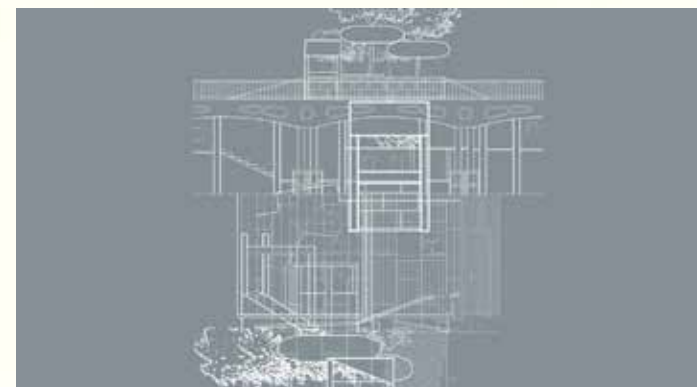
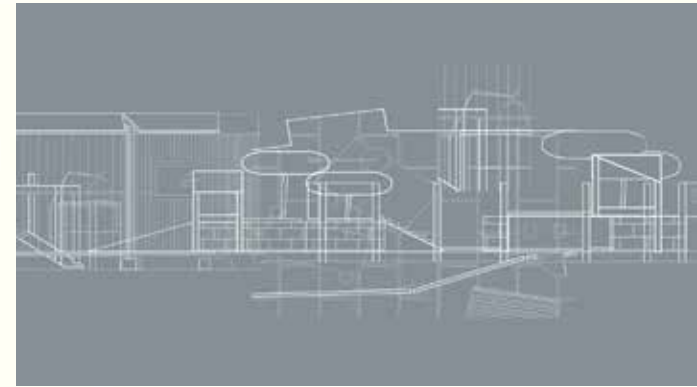


As buildings can not be used to frame this urban space perhaps small interventions of furnishing can help creating this pleasant- and safeness. What about creating roofs for comfortable, longer stays?



Moving forward i used the same techniques as the collages of the line drawings from the three places, for connecting them to the site and using the drawings for proposing different urban spaces.

Propositional representation.



from MODULE 2

COLLAGEing

Site

(hostile -- antonyms) pleasant, safe,
friendly, hospitable

Intervention

objects of aiding playfulness
and stayability



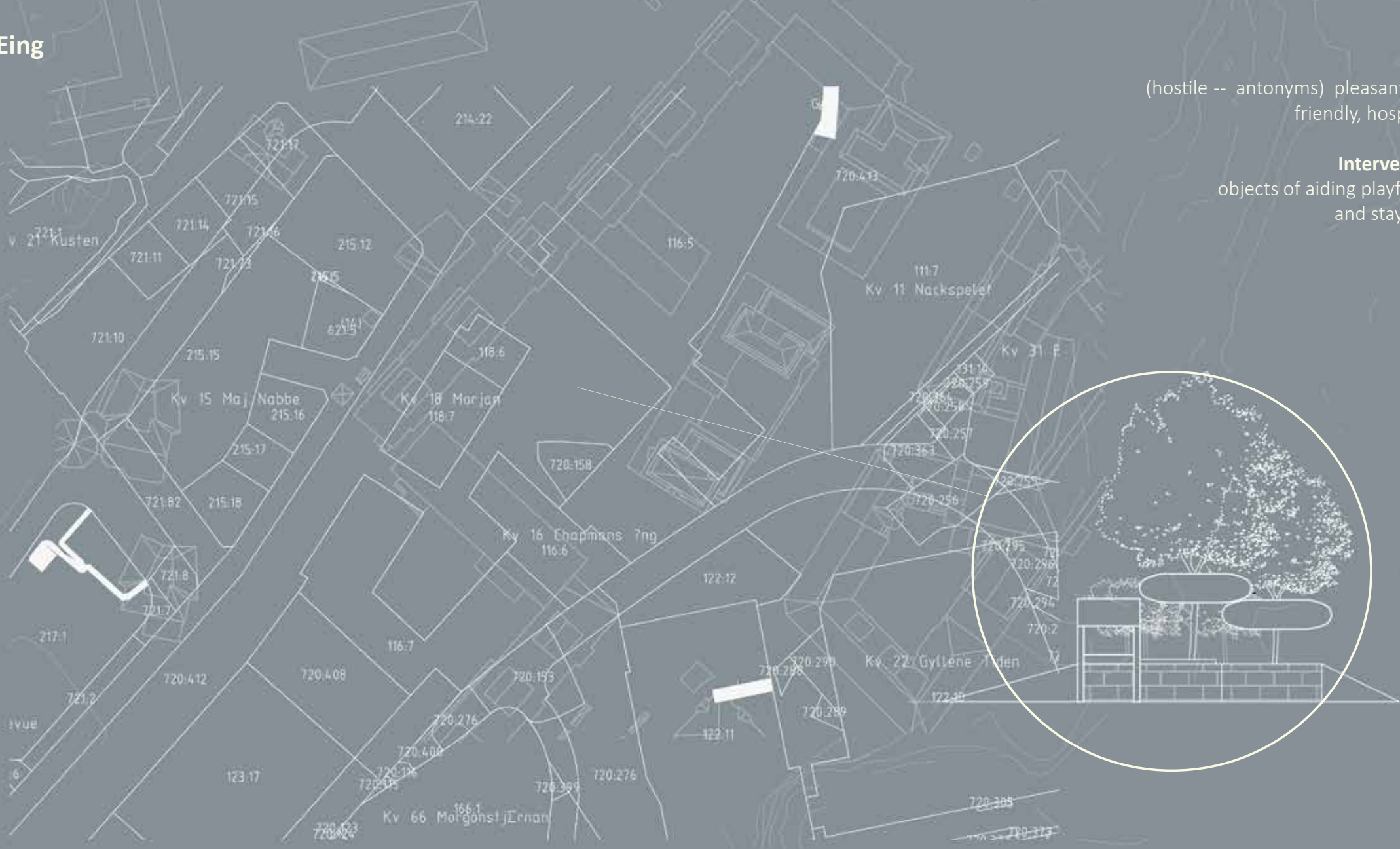
COLLAGEing

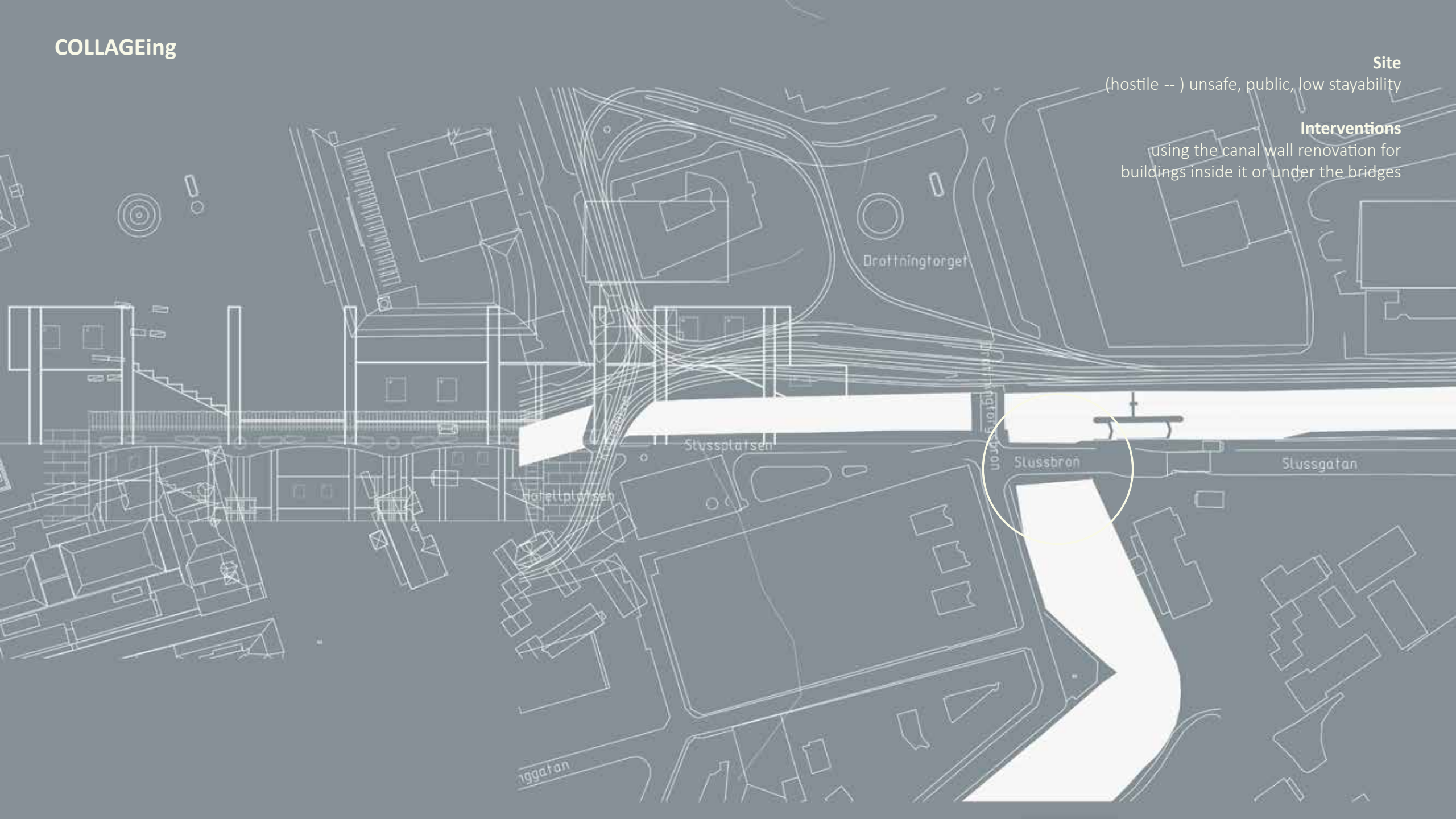
Site

(hostile -- antonyms) pleasant, safe, friendly, hospitable

Interventions

objects of aiding playfulness and stayability





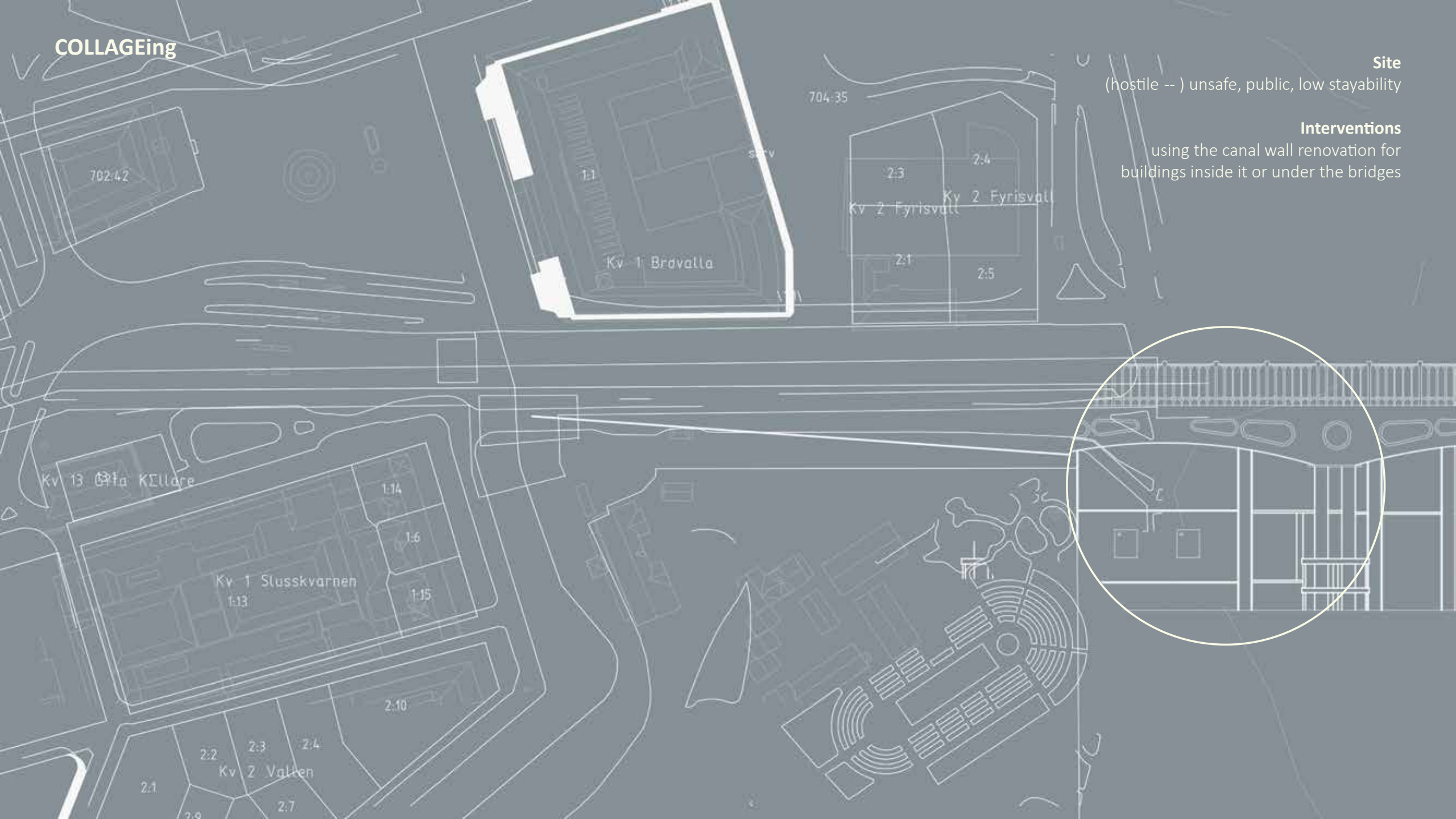
Site

(hostile --) unsafe, public, low stayability

Interventions

using the canal wall renovation for buildings inside it or under the bridges

COLLAGEing



Site

(hostile --) unsafe, public, low stayability

Interventions

using the canal wall renovation for buildings inside it or under the bridges

COLLAGEing



Site

(hostile --) unsafe, unfriendly,
public, low stayability

Interventions

roofs and furnishing

New urban spaces for safety, security and tranquility, offers possibilities of deriving new forms of urban cityscapes.

I'm choosing to focus on Olof Palmes plats since there is a suggestion to make the place "pleasant, safe and accesible". **Safe** for **who?**
Pleasant for **who?**

To examine this are threedimensional **propositional** representations of Olof Palmes plats with **interventions**.

The ability of the architect to intervene, in a non-hostile way, can offer a **social context** including a larger group of people, or commenting on a non-democratic public space.

Programme

- Roofing
- Playability
- Stayability
- Urban furnishing

How?

Inspired by the laboratory group and collective ALICE at EPFL (École polytechnique fédérale de Lausanne) derived from my 2D collaged drawings. They remind each other of an aesthetic, I adopted this way of making my drawings 3D.

I was inspired of their module usage and ability to create the same sort of intervention and have different usages inside different spaces.

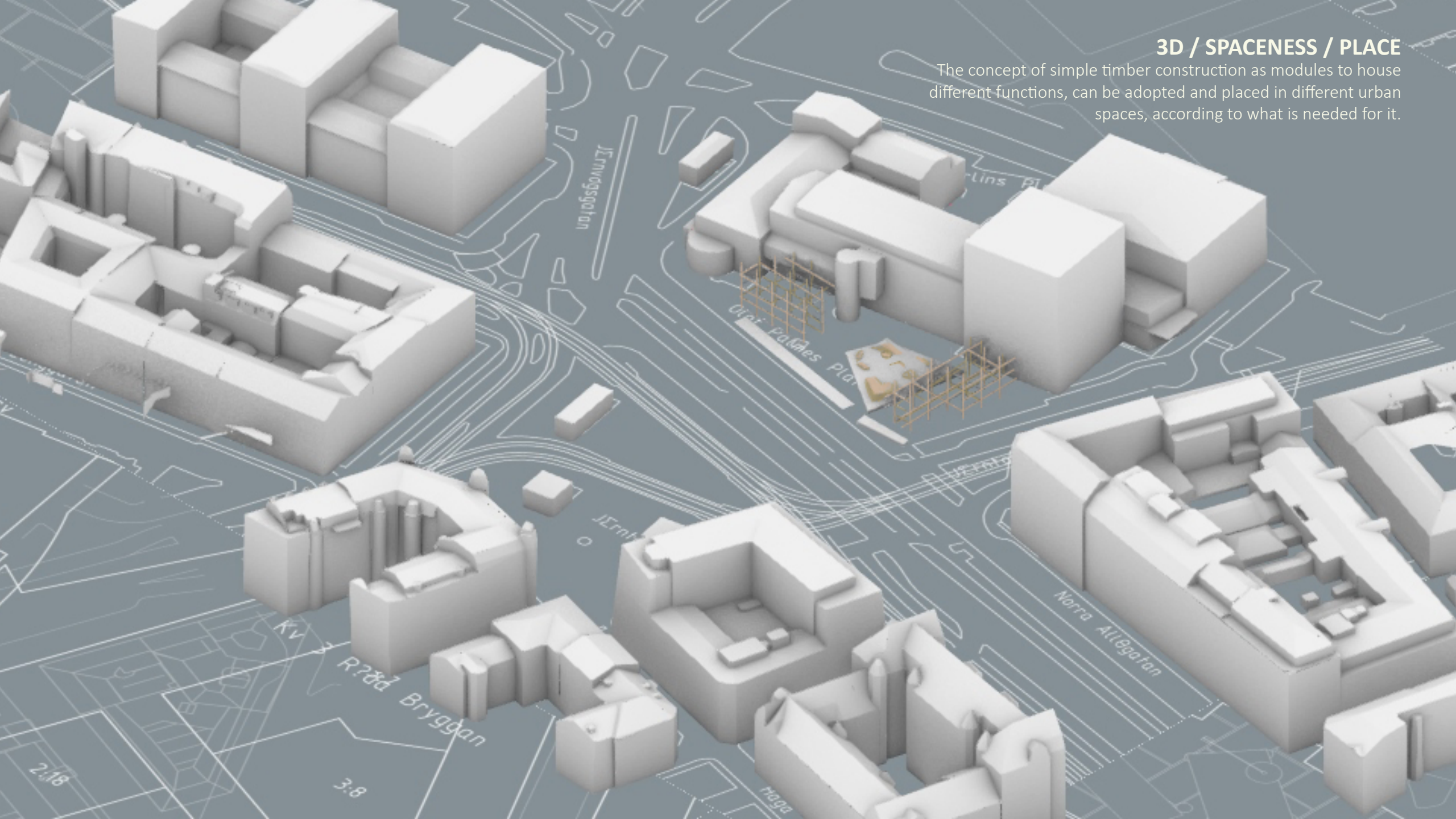



House 1 / ALICE studio architects




3D / SPACENESS / PLACE

The concept of simple timber construction as modules to house different functions, can be adopted and placed in different urban spaces, according to what is needed for it.





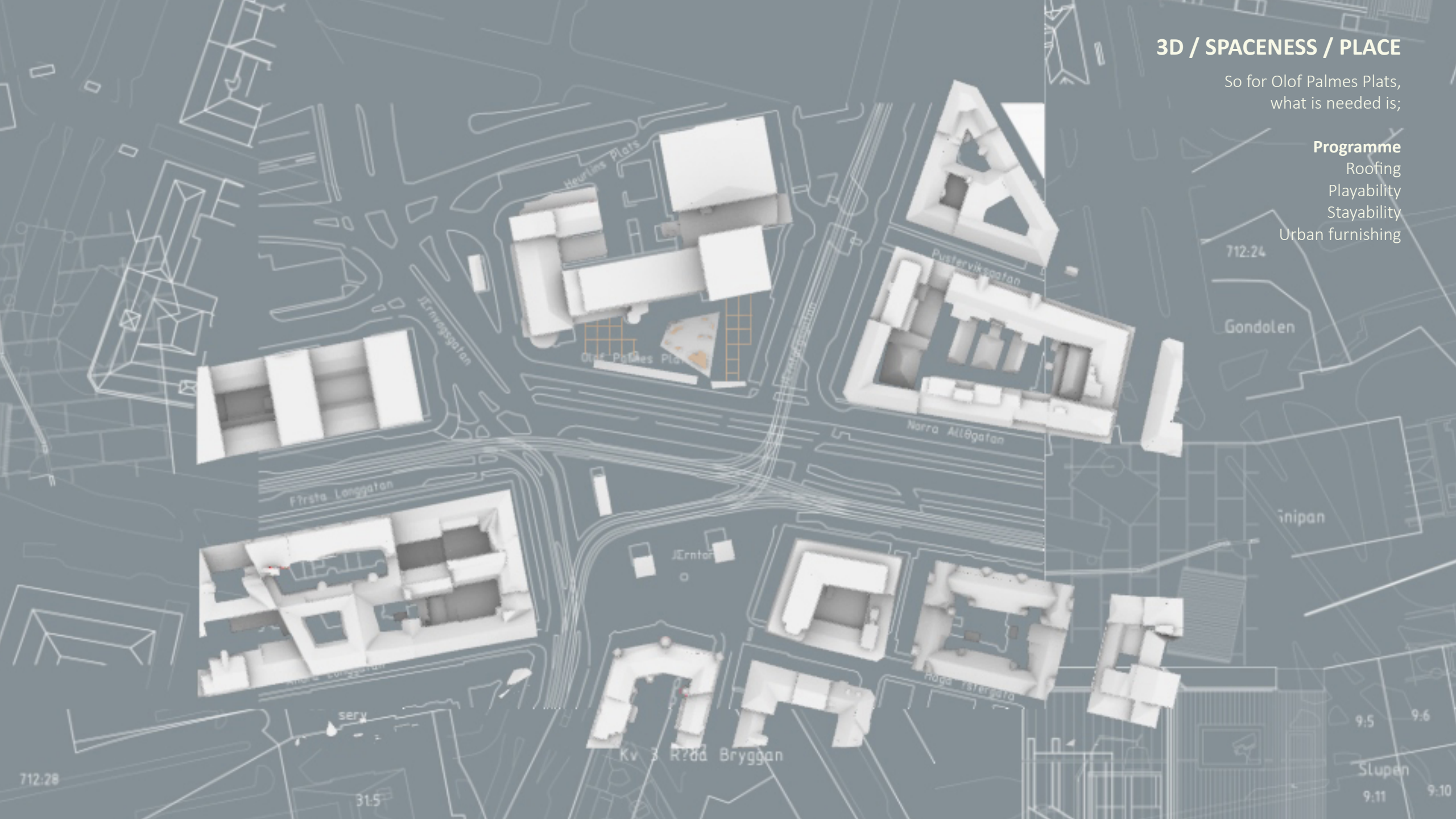


3D / SPACENESS / PLACE

So for Olof Palmes Plats,
what is needed is;

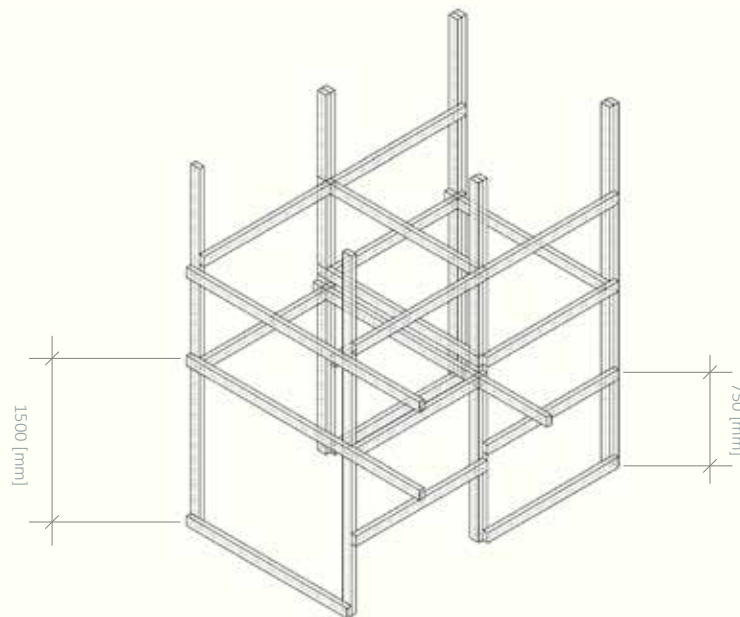
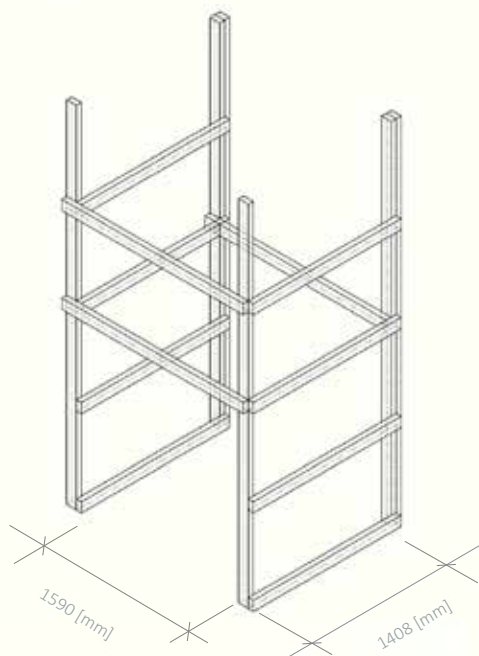
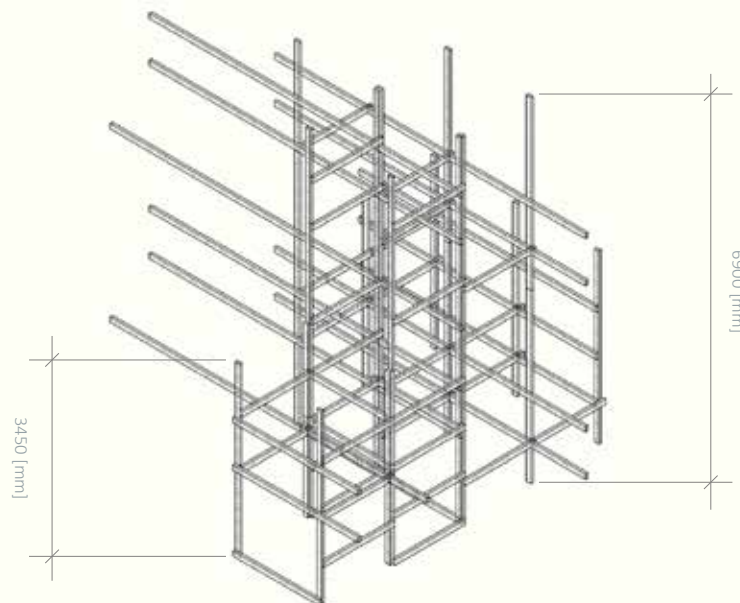
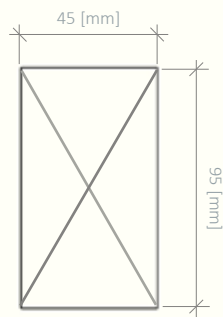
Programme

- Roofing
- Playability
- Stayability
- Urban furnishing

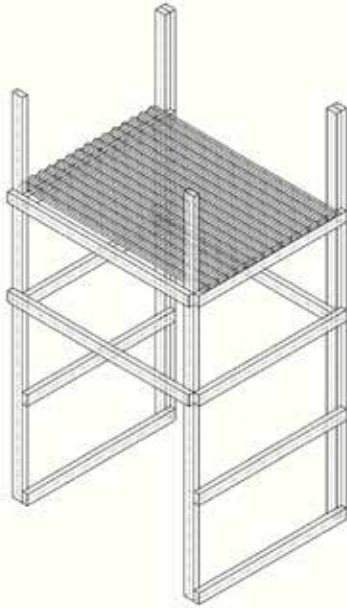


MODULES / PROGRAMME

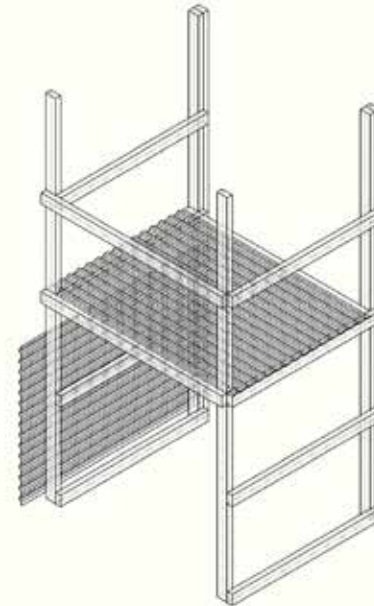
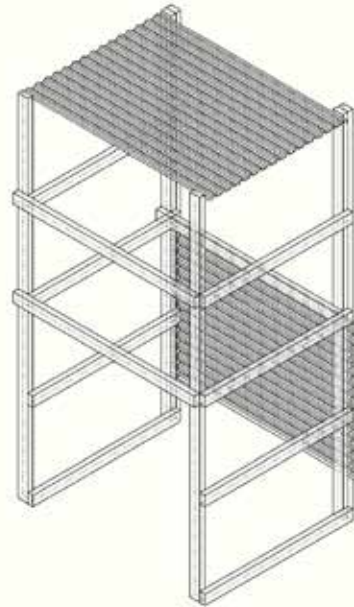
Furnishing and rearranging the timber modules creates different usages and can meet different needs.



Roofing / ITERATION 1



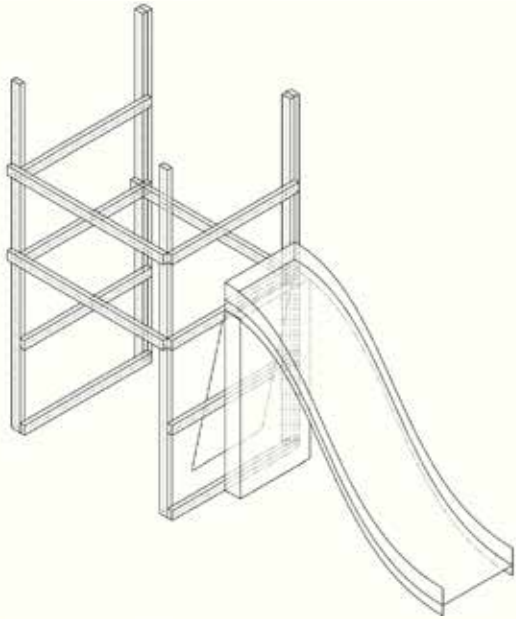
Roofing / ITERATION 2



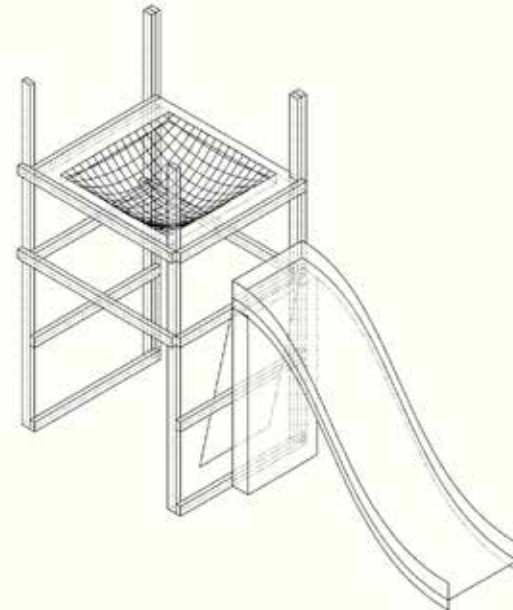
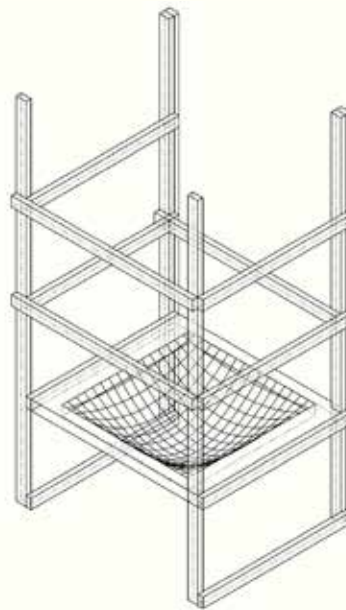
Roofing / ITERATION 3

MODULES / PROGRAMME / ROOFING

Playability / ITERATION 1



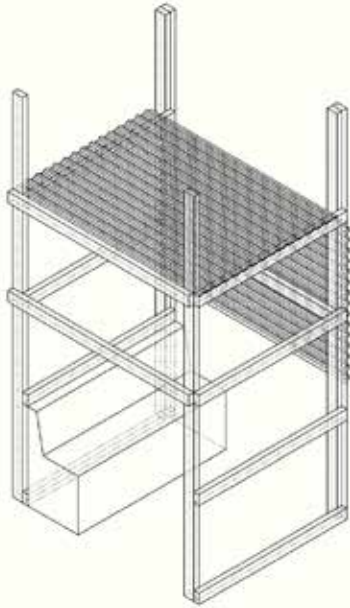
Playability / ITERATION 1



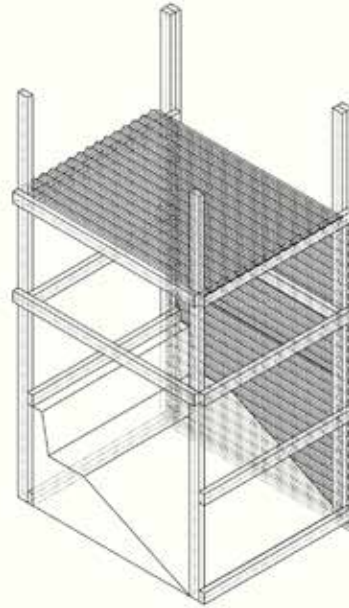
Playability / ITERATION 1

MODULES / PROGRAMME / PLAYABILITY

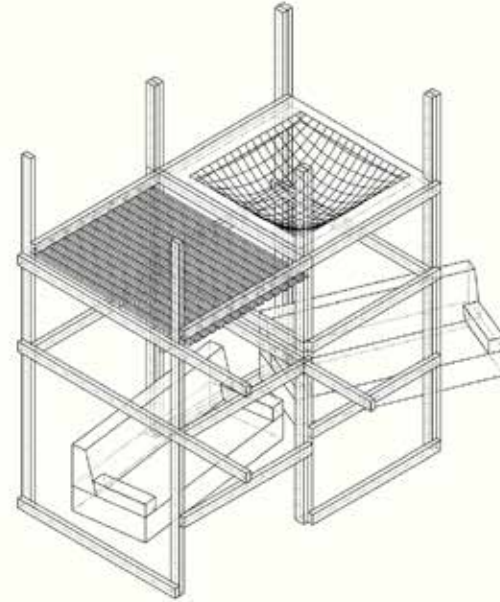
Stayability / Urban furnishing / ITERATION 1



Stayability / Urban furnishing / ITERATION 1



MODULES / PROGRAMME / STAYABILITY / URBAN FURNISHING



Stayability / Urban furnishing / ITERATION 1

Safe for who?
Pleasant for who?

What is it to feel safe in a public space? We design our public spaces out of a social context or an understanding of how a person is supposed to be.

What if we turned it on its head and had beds and furnishing and roofs making urban places welcoming, opening up for possibilities beyond sitting down.

A welcoming Olof Palmes plats is a place with comfortable furnishing, an ability to play beyond the existing trampoline, roofing for longer stays, modules for creating privatization, and an open mind of those inhabiting the space. An urban space questioning our idea of an urban space.

As "the german" feels safe to inhabit the bench on heden, I envision an Olof Palmes plats where most people feel safe to inhabit it, perhaps with the help of these modulizations.

My module solution is not a definite answer to hostile architecture, but is one of many interventions that can be made in protest or as an idea against it.

